


TRIM SAW

MODEL TS-150, TS-200, TS-200P2, TS-200PS2

This trimming machine is multipurpose wet type small desk top cutting machine using a diamond blade to cut gemstones, stones, glasses, ceramics and carbide tools easily.

- Operating sound is quite and less vibration so this is for long continuous operation.
- The bottom part of the blade is being soaked in coolant water and the coolant water is watered a work by rotation of the blade.
- The bottom part of the blade is being soaked in coolant water and the coolant water is watered a work by rotation of the blade.
- Cleaning of the inner side of this work table can be easily done by opening the cover for blade changing.




TS-200, TS-200P2

For variety use of materials, not only gemstone but also brittle materials.



TS-150

This is for small size of gemstone cutting.



TS-200PS2


This is a manual slide system trimming machine, its processing table can be moved by 100mm. It slides very smoothly by using a slide ball bearing. And available to attach a special vise.



Lid for blade changing being opened
TS-200, TS-200P2



Lid for blade changing being opened
TS-200PS2



Installation of special vise
TS-200PS2

- TS-200PS is available with a table automatic feeding or a table stroke of 20mm. Please feel free to contact us about any special specifications.

SPECIFICATIONS	TS-150	TS-200	TS-200PS	TS-200PS2
Machine size (width x depth)	265x470 mm	335x600 mm	335x600 mm	335x600 mm
Machine height	255 mm	310 mm	310 mm	310 mm
Work table size (width x depth)	290x160 mm	320x540 mm	320x540 mm	320x540 mm
Work table stroke (maximum)	-	-	-	100 mm
Maximum thickness of work	38 mm	60 mm	60 mm	50 mm
Main spindle rotation speed at 50Hz	2300, 3300 rpm	2300, 3300 rpm	2300, 3300 rpm	2300, 3300 rpm
Cutting blade (outer diameter)	150 mm	200 mm	200 mm	200 mm
Cutting blade inner diameter	20 mm	20 mm	20 mm	20 mm
Motor and required power	1 phase, 100V, 200W	1 phase, 100V, 200W	1 phase, 100V, 300W 3 phases, 200V, 400W	1 phase, 100V, 300W 3 phases, 200V, 400W
Net weight	Approx. 20Kg	Approx. 25Kg	Approx. 30Kg	Approx. 33Kg

Specification subject to change without notice. 1406251

 **IMAHASHI MFG CO., LTD.**
<http://www.imahashi.net>

Head office & Factory Postal code 400-0862
3-10-5 Asake, Kofu-shi, Yamanashi-ken, Japan
Phone: +81 055 232 3143 Fax: +81 055 232 3149
Email: kofu@imahashi.net

Tokyo office Postal code 184-8533
In KOGANEI Co., Ltd.
3-11-28 Midori-cho, Koganei-shi, Tokyo
Phone: +81 042 383 5517 Fax: +81 042 383 5518
Email: tokyo@imahashi.net