



SMALL DESEK TOP CUTTING MACHINE MODEL TS-200NS

This is a multipurpose desktop wet cutting machine to easily cut a variety of metal, glasses, ceramics, carbide and observation data and others with cutting blade or diamond blade(Φ205).


- To cut metals using a cutting blade it is necessary to attach an anchorage like a special vice(optional accessory)
- This cutting machine has a manually-slidable processing table which moves by 100mm. It very smoothly slide with the use of sliding ball bearing.
- Quiet machine sound and less vibration enable a long continuous running.
- The bottom part of the blade is being soaked in coolant and by its rotating, the work is poured the coolant.
- Cleaning inside of this machine can be easily done by opening the cover for changing a blade.




View from right side



Attached special vice bouble type




With front-rear cover



Proseccing a long length work



Exchanging blade(with the special vice)



Example of clamp of vice bouble

- Optional accessories
 - Special vice bouble type
 - Special vice single type
 - Special front cover(210Wx180Dx120Hx5Tmm)
 - Special rear cover(210Wx240Dx120Hx5Tmm)
 - blades
- Special specifications
 - Manual handle feeding type
 - Automatic table feeding type
 - (Please feel free to contact about special specifications)
- Application for conventional TS-200PS
 - Special front, rear cover can be attached.
 - Special vice bouble type cannot be attached on TS-200PS, but usable by altering to TS-200NS's table.

SPECIFICATIONS OF TS-200NS

Machine size-----	340W x 600D x 315H mm
Table size-----	540W x 320D mm
Table strock-----	Maximum 100mm
Cut work maximum cross-section size	
with $\Phi 205$ blade, without vice-----	20Wx50Hmm, 50Wx40Hmm, 80Wx25Hmm
with special vice bouble type, $\Phi 205$ blade-----	20Wx35Hmm, 50Wx25Hmm, 30Wx30Hmm
Special vice double type openable width-----	0~60 mm
Main spindle rotation speed-----	2300r.p.m. at 50Hz, 3350r.p.m. at 60Hz
Cutting blade-----	Outer diameter:150~200 mm, Bore diameter:20mm or 25.4mm
Motor-----	Single phase, 300W or Three phase, 400W
Electric power-----	Single phase, 100V or Three phase, 200V, 50/60Hz
Net weight-----	Approx.33Kgs

Specifications subject to change without notice. 15.6

 **IMAHASHI MFG CO., LTD.**
<http://www.imahashi.net>

Head office & Factory Postal code 400-0862
 3-10-5 Asake, Kofu-shi, Yamanashi-ken, Japan
 Phone: +81 055 232 3143 Fax: +81 055 232 3149
 Email: kofu@imahashi.net

Tokyo office Postal code 184-8533
 In KOGANEI Co., Ltd.
 3-11-28 Midori-cho, Koganei-shi, Tokyo
 Phone: +81 042 383 5517 Fax: +81 042 383 5518
 Email: tokyo@imahashi.net